



Circular 1568

2022-23 Branch Pool Rescue Championships

Audience: Club Presidents, Office Administrators, Member Service Coordinators, Directors of Surf Sports, Junior Activities Chairs, Interested members

Date: Tuesday 20th June 2023

Contact: Michael Hyslop

Ph: (02) 4353 0299

admin@slscc.com.au

Summary	SLSCC is hosting the Branch Pool Rescue Championships on Sunday 23 rd July 2022 at Mingara One Aquatic Centre
Action	Entries can be submitted by uploading here by 9am Wednesday the 19th of July 2023 – Entry Upload Link Team Manager Lite Software can be downloaded here – Click here Event File can be found here from Friday the 23rd of June 2023 – Event TM File Official Nominations - Officials Nomination Link

SLSCC is hosting the SLSCC Branch Pool Rescue Championships on Sunday the 23rd July 2023.

To ensure we are able to run all events within one day, the program has been set up to fill lanes up, so the carnival can be run as quickly as possible. This means that multiple age groups will be racing together but will still score points and medal within their own age group for individual events.

Relay events will be mixed age groups, as listed within the program.

Entries will need to be entered using **Team Manager 8.0 Lite**. Step by step instructions are below. If any club or team manager needs assistance completing entries, they can contact the SLSCC office via email: admin@slscc.com.au and arrange a time for us to assist with the entry process.

Note: Clubs will be required to provide officials and pool setters for this event according to entry numbers. Information regarding these quotas will be provided on Wednesday the 19th of July 2023. Officials wishing to register early can do so via the nomination link in this circular. These officials will be attributed to the club official quotas.

T: 02 4353 0299

A: 7/4 Teamster Close, Tuggerah, 2259

ABN: 67 048 543 118

Australian for life.



Event Details

Date:	Sunday the 23 rd July 2023
Location:	Mingara One Aquatic Centre, Tumbi Umbi
Entries Open:	Friday 23 rd July 2023 @ 3pm.
Entries Close:	Wednesday 19 th July 2023 @ 9am.
Carnival fee	\$22 per competitor
Pool Entry	Pool entry will be charged by Mingara Leisure Centre on the day. Fees and charges can be found here: Prices and Timetable - Mingara
Time:	Warmup: 8:15 am to 8:45am Event Start: 9:00 am
Event Program	2023 SLSCC Branch Pool Rescue Program
Team Manager Lite program	Team Manager Lite Download Page
Event File	Will be available here from Friday 23 rd of July 2023.
Entry Submission Link	Entry Upload Link
Officials Positions Link	Officials Nominations Link

Event Rules and Conditions

This Event will run under the 36th Edition SLSCA Surf Sports Manual (October 2020 update)

Competitors are only eligible to compete in one event per event group

Composite and mixed teams will be accepted on the day if lane space is available in existing heats at the discretion of Event Referee.

Masters age groups are in 10yr divisions (30-39, 40-49, 50-59, 60+)

The Event Referee reserves the right to amend the carnival program.

Events will be seeded based on times for each event not by age.

Results for all events will be broken into age groups for individual events.

Results for relays will be broken into the mixed age groups as stated on the program.

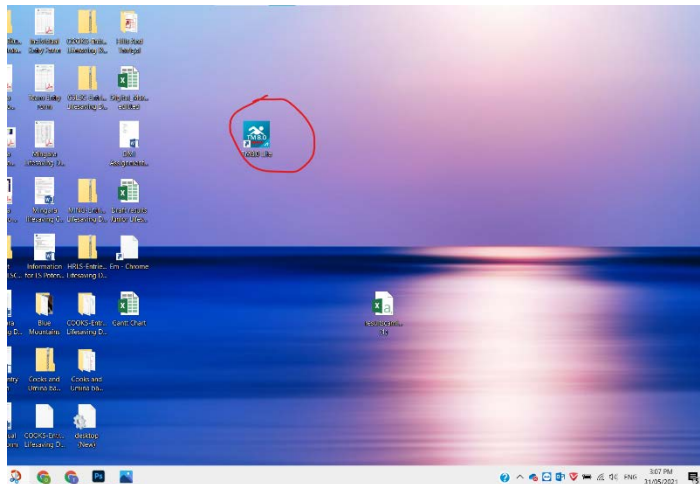
Line throw will be contested in all age groups. This is an exception to the other relays. Line throw will also be "manually time kept".

Competitors may only race once per event.

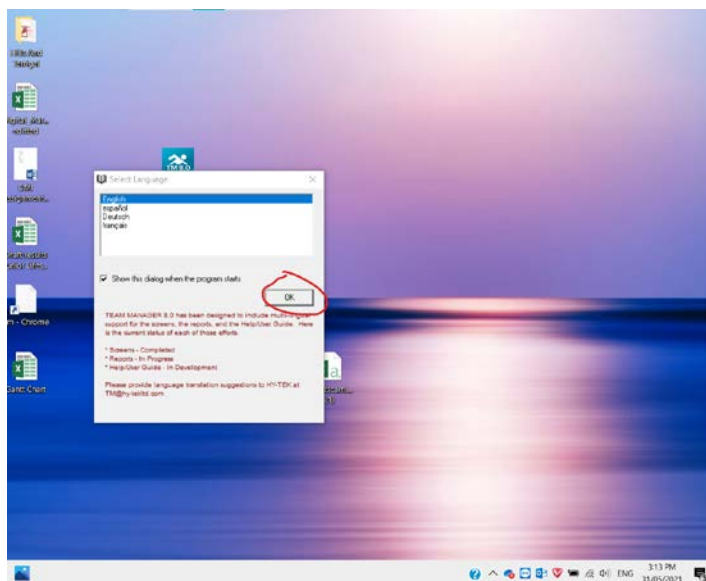
Entry Process

1. Download and Install Team Manager 8.0 Lite – [Click here](#)

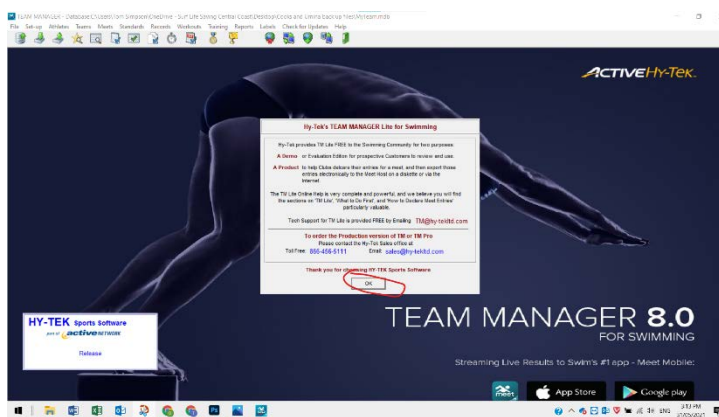
2. Open Team Manager from Desktop screen



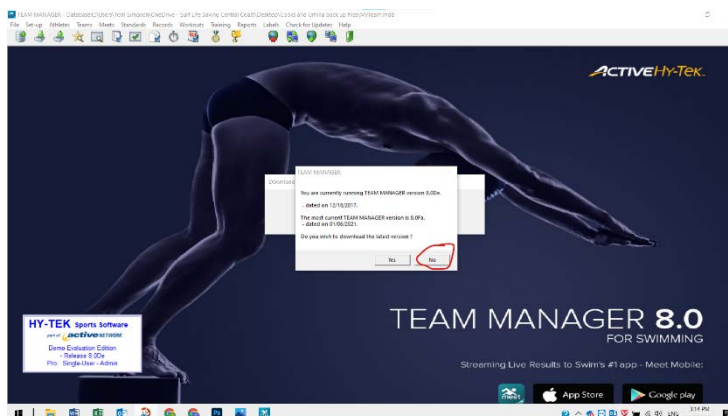
Double click your icon



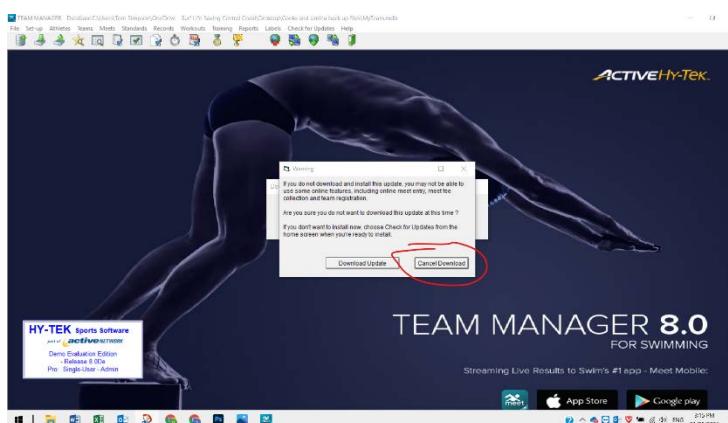
Click OK



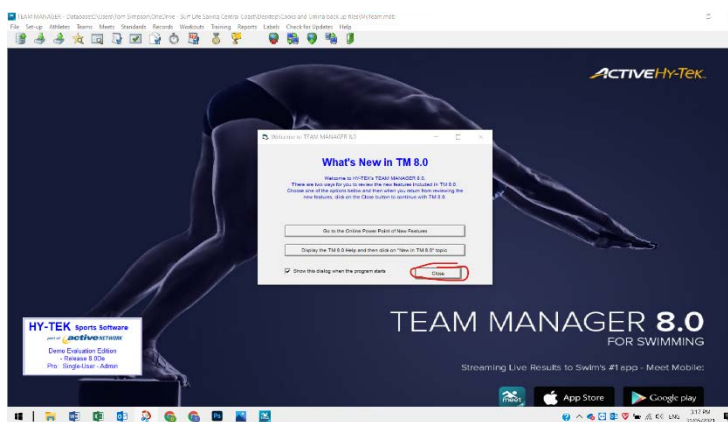
Click OK



Click NO



Click Cancel Download



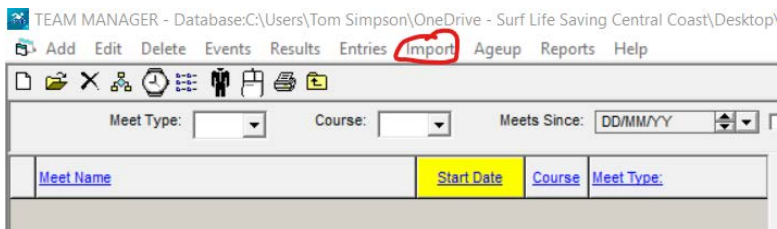
Click Close

Download Event File from this link: [Event TM File](#)

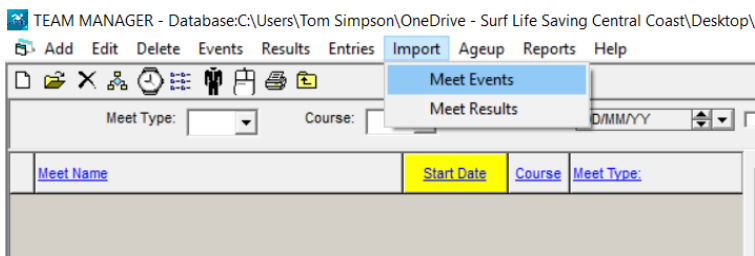
3. Import event file into Team Manager



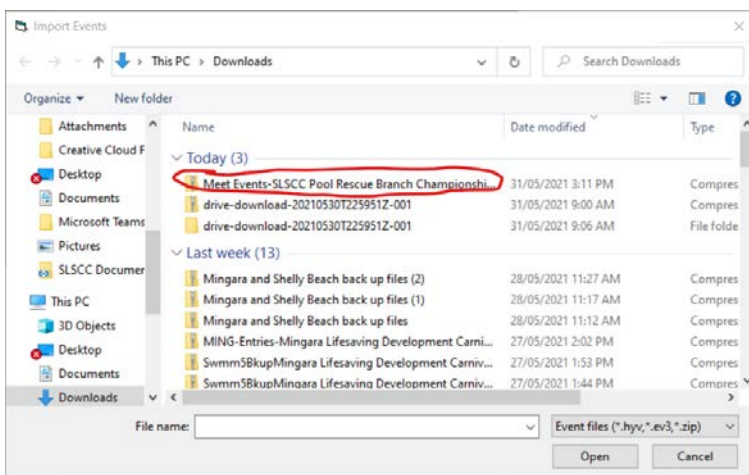
Go back to Team Manager and Select Meets



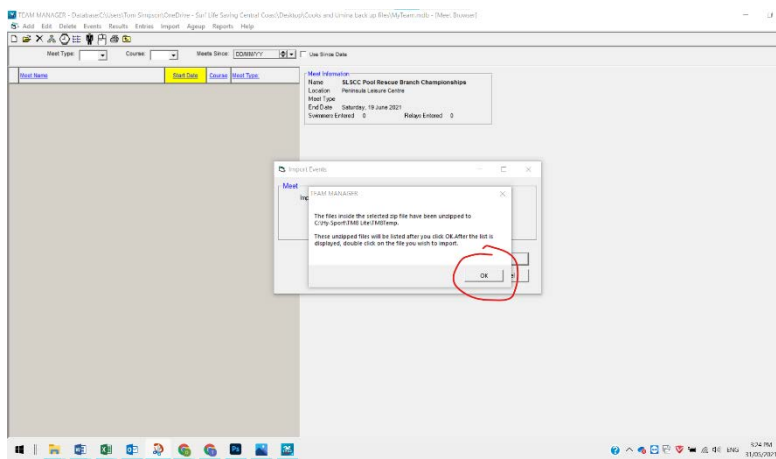
Select Import



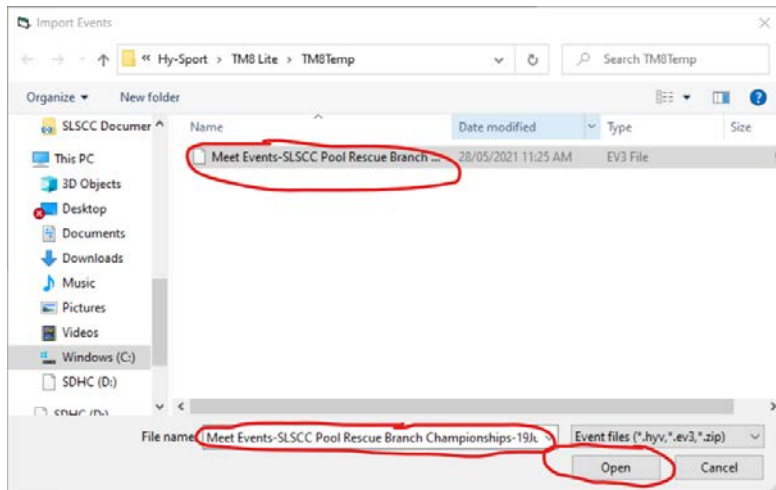
Select Meet Events



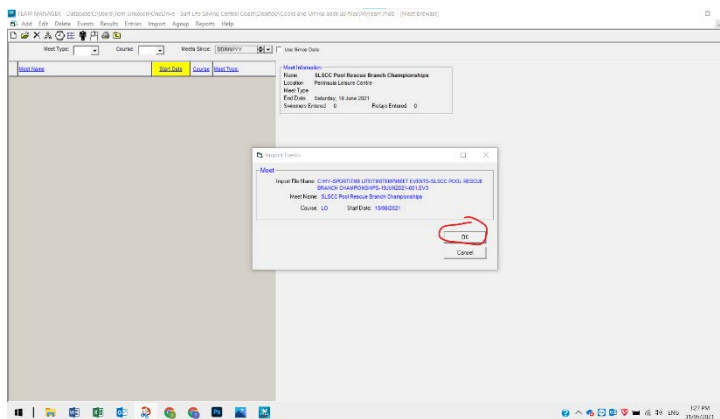
Select recent file in downloads



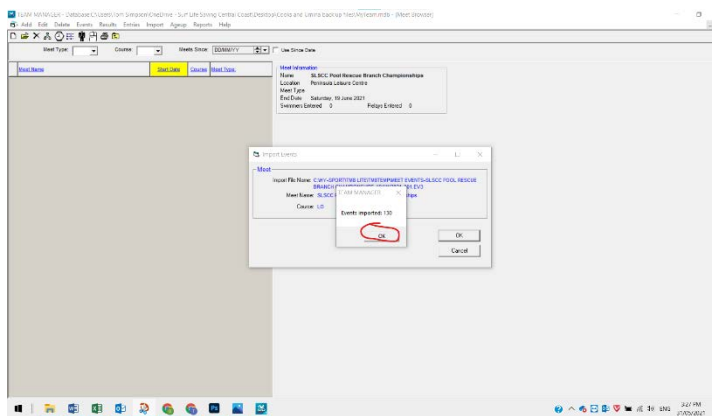
Select OK



click on file and then select Open



Click OK



Click OK

Click Save

Click Save

Meet Setup

Meet Description | Entry Fees | Eligibility Rules

Age Eligibility

Age-up Date: Oct 01, 2021

Minimum Age Eligibility / Filter for Open Events: 0

Minimum Age Eligibility / Filter for 10 & Under Events: 0

Qualifying Times

☐ Do NOT Allow No-Time Entries

☐ Enforce Qualifying Times

☐ Swimmer must meet Slower Than Q Time in All Courses

☐ If Swimmer qualifies for Non-conforming course, enter at Minimum Q Time

☐ Restrict Entry Best Times to same Meet Type

☐ Use Times Since DDMMYY

Help Save Cancel

Click Save

TEAM MANAGER - C:\Program Files\HY-TEK\Team Manager\Team Manager.exe

File Edit Events Results Entries Import Reports Help

Meet Type: Event: SLCC Pool Rescue Branch Championships

Location: Perrineau Leisure Centre

Meet Type: Saturday, 10 June 2022

Swimmers Entered: 0 Poles Entered: 0

Exit

exit screen

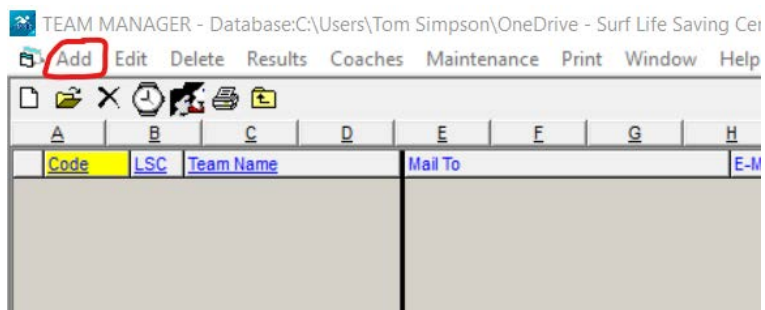
4. Create Team

TEAM MANAGER 3.0 FOR SWIMMING

Streaming Live Results to Swimmers #1 app - Meet Mobile!

App Store Google Play

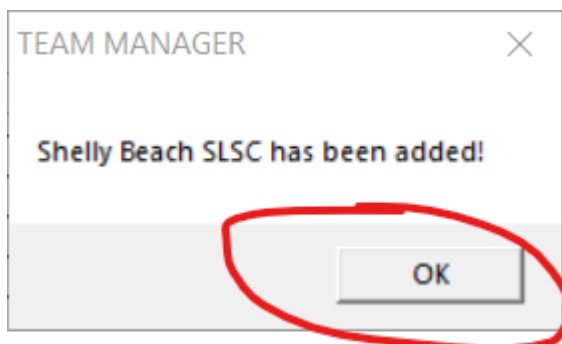
Select Teams



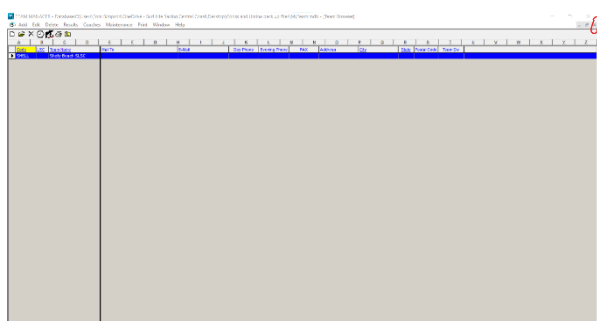
Select Add

Enter Team Abbr, Full Team Name & select

OK



Select OK

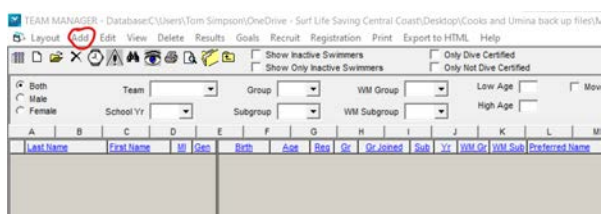


Press ESC & exit screen

5. Add Athletes



Select Athlete



Select Add

Enter last name, first name, DOB & Team and Select OK.

Repeat for all competitors

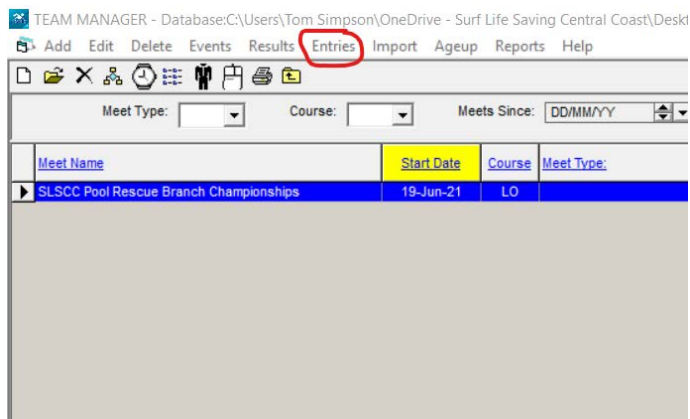


press ESC or select x to exit screen

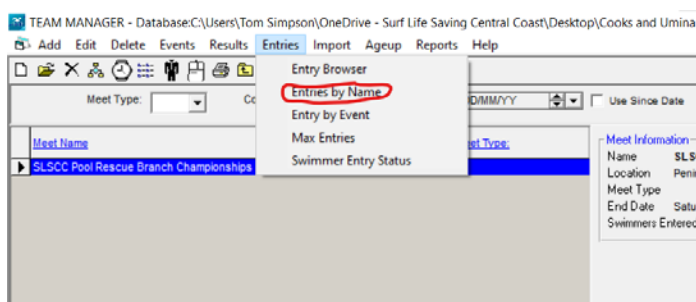
6. Enter Athlete into eligible events



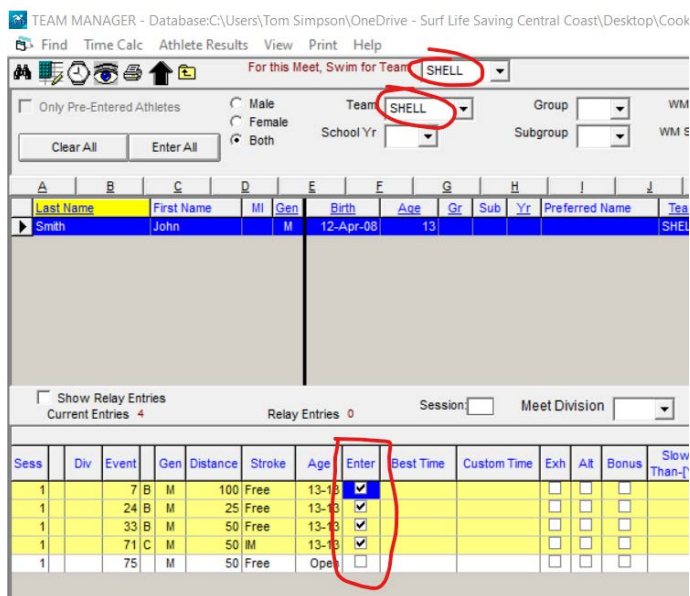
Select Meets



Select Entries



Select Entries by Name



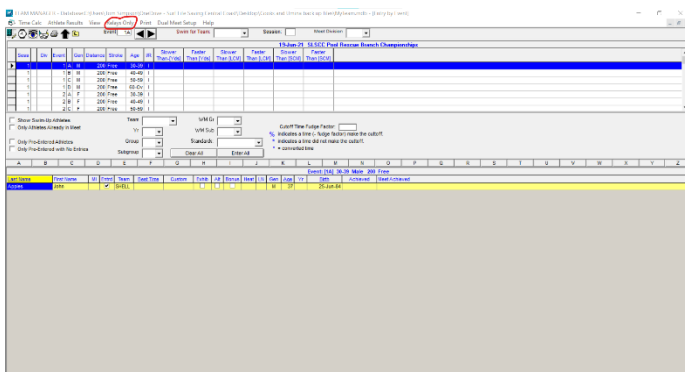
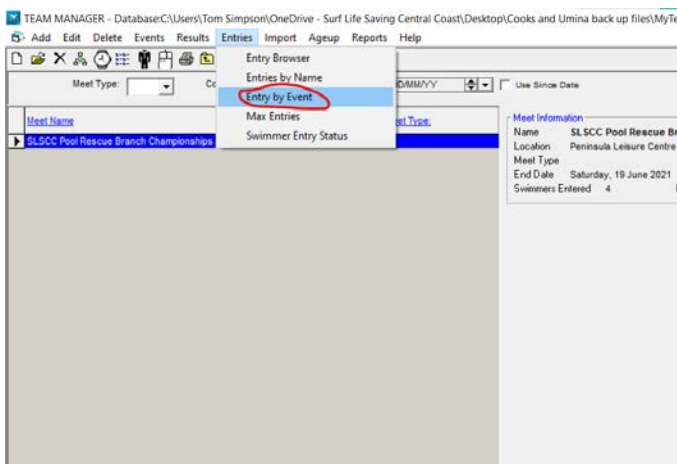
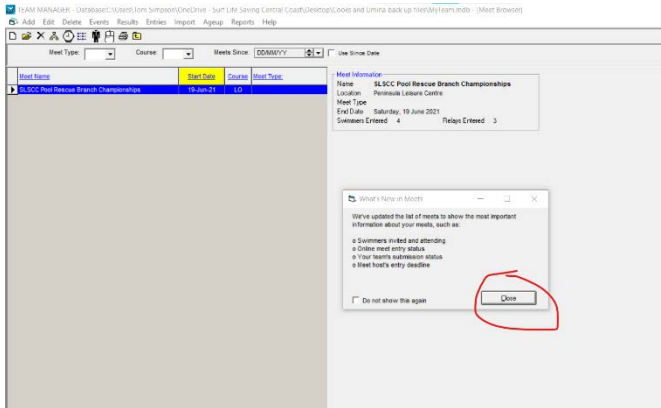
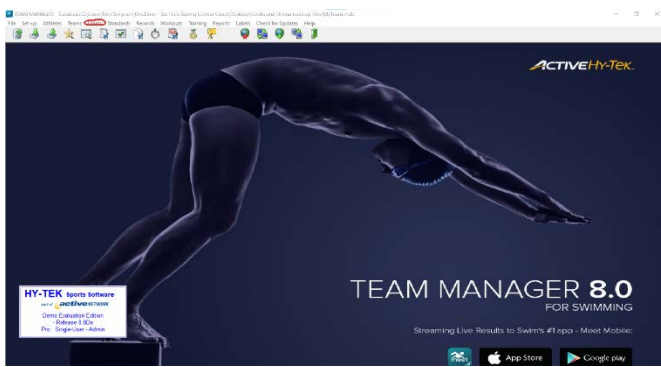
Select Team and Select Events to enter.

Refer to program for codes and Rules for which events can be entered.

- In the custom Time field times can be submitted.
- Times must be submitted like this example - 2:06.30
- Repeat until all athletes are entered.

7. Enter Relays

Notice for each Relay event number there may be multiple relay team age groups.



TEAM MANAGER - Database(C:\Users\Tom Simpson\OneDrive - Surf Life Saving Central Coast\Desktop\Cooks and Umina back up files\MyTeam.mdb - Entry by Event)

Time Calc Athlete Results View Relays Only Print Dual Meet Setup Help

Event: 11 Swim for Team SHELL Session: Meet Division: 1

19 Jun 21 SLSCC Pool Rescue Branch Championships

Swim	Div	Event	Gen	Distance	Stroke	Age	PR	Slower Than (Yds)	Faster Than (Yds)	Slower Than (SCM)	Faster Than (SCM)	Slower Than (SCM)	Faster Than (SCM)
1	11	11	M	200 Free	13-14	M							
1	12	12	F	200 Free	13-14	R							
1	13	13	M	200 Free	15-17	R							
1	14	14	F	200 Free	15-17	R							
1	15	15	M	200 Free	14-15	R							
1	16	16	F	200 Free	14-15	R							
1	17	17	M	200 Free	12-13	B							

Show Swim-Up Athletes
☐ Only Athletes Already in Meet
☐ Only Athletes Already in Session
☐ Only Pre-Entered Athletes
☐ Only Pre-Entered with No Entries

Team: SHELL
 Yr: 17
 Group: 1
 Subgroup: 1
 Standards: 1
 Clear All 4 Best
 Select All 4 Best

Indicates a Relay Only swimmer
 Right Click to enter as Relay Only swimmer

Clear Swimmers
 Find Best Relay
 Best Relay Order

Swimmers Age Best Custom

Calculate Custom

19 Jun 21 SLSCC Pool Rescue Branch Championships

Swim	Div	Event	Gen	Distance	Stroke	Age	PR	Slower Than (Yds)	Faster Than (Yds)	Slower Than (SCM)	Faster Than (SCM)	Slower Than (SCM)	Faster Than (SCM)
1	11	11	M	200 Free	13-14	M							
1	12	12	F	200 Free	13-14	R							
1	13	13	M	200 Free	15-17	R							
1	14	14	F	200 Free	15-17	R							
1	15	15	M	200 Free	14-15	R							
1	16	16	F	200 Free	14-15	R							
1	17	17	M	200 Free	12-13	B							

Show Swim-Up Athletes
☐ Only Athletes Already in Meet
☐ Only Athletes Already in Session
☐ Only Pre-Entered Athletes
☐ Only Pre-Entered with No Entries

Team: SHELL
 Yr: 17
 Group: 1
 Subgroup: 1
 Standards: 1
 Clear All 4 Best
 Select All 4 Best

Indicates a Relay Only swimmer
 Right Click to enter as Relay Only swimmer

Clear Swimmers
 Find Best Relay
 Best Relay Order

Swimmers Age Best Custom

Calculate Custom

TEAM MANAGER - Database(C:\Users\Tom Simpson\OneDrive - Surf Life Saving Central Coast\Desktop\Cooks and Umina back up files\MyTeam.mdb - Entry by Team)

Time Calc Athlete Results View Relays Only Print Dual Meet Setup Help

Event: 11 Swim for Team SHELL Session: Meet Division: 1

19 Jun 21 SLSCC Pool Rescue Branch Championships

Swim	Div	Event	Gen	Distance	Stroke	Age	PR	Slower Than (Yds)	Faster Than (Yds)	Slower Than (SCM)	Faster Than (SCM)	Slower Than (SCM)	Faster Than (SCM)
1	11	11	M	200 Free	13-14	M							
1	12	12	F	200 Free	13-14	R							
1	13	13	M	200 Free	15-17	R							
1	14	14	F	200 Free	15-17	R							
1	15	15	M	200 Free	14-15	R							
1	16	16	F	200 Free	14-15	R							
1	17	17	M	200 Free	12-13	B							

Show Swim-Up Athletes
☐ Only Athletes Already in Meet
☐ Only Athletes Already in Session
☐ Only Pre-Entered Athletes
☐ Only Pre-Entered with No Entries

Team: SHELL
 Yr: 17
 Group: 1
 Subgroup: 1
 Standards: 1
 Clear All 4 Best
 Select All 4 Best

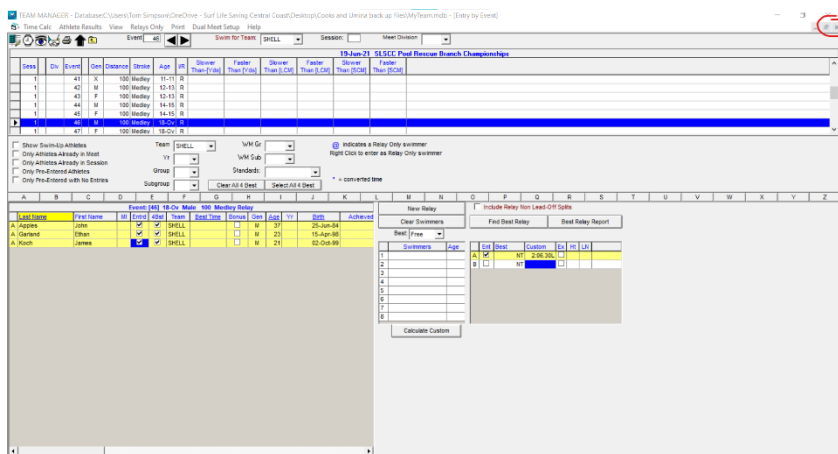
Indicates a Relay Only swimmer
 Right Click to enter as Relay Only swimmer

Clear Swimmers
 Find Best Relay
 Best Relay Order

Swimmers Age Best Custom

Calculate Custom

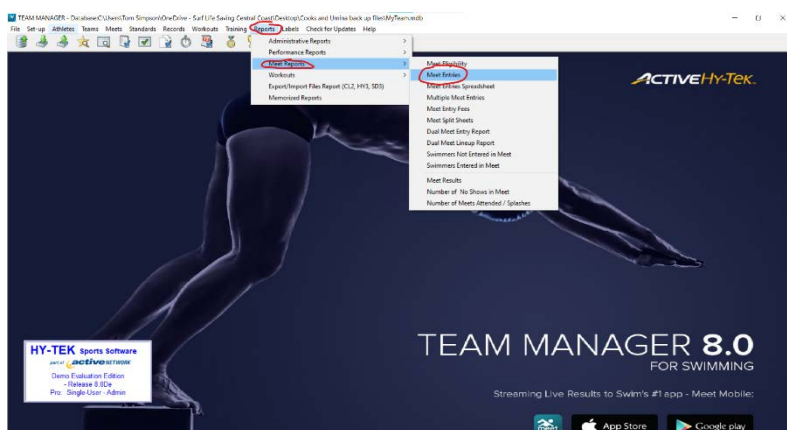
- Select event and age at the top.
- Select Team on the right and select athletes on the left to go into the team.
- In the custom field in the relay section times can be submitted.
- Times must be submitted like example below 2:06.30.
- Repeat until all teams are entered.



home screen

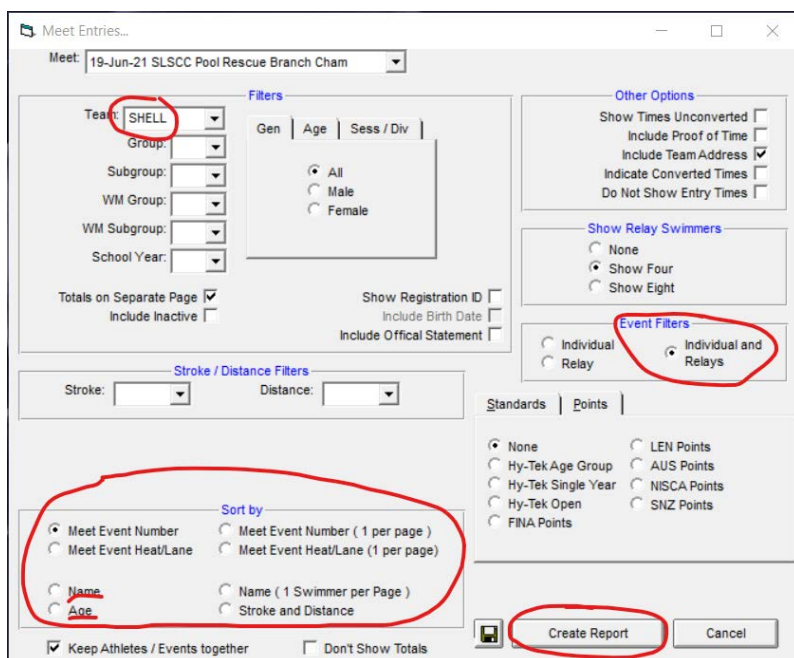
Exit Relays screen and return to

8. Reporting



Entries

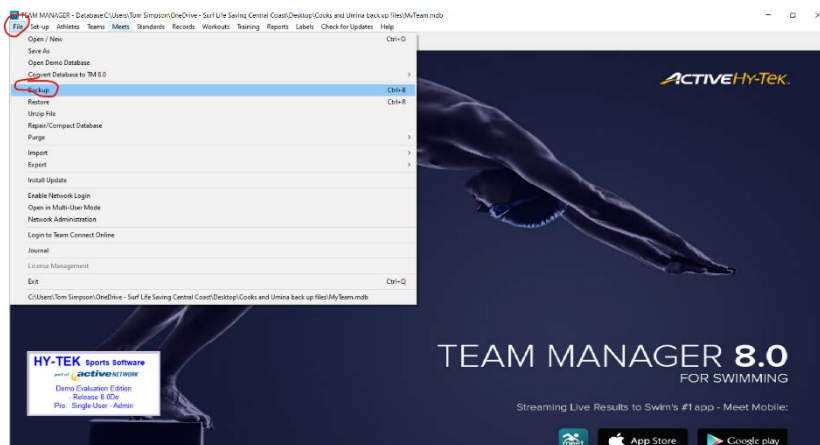
Click Reports, Meet reports, Meet



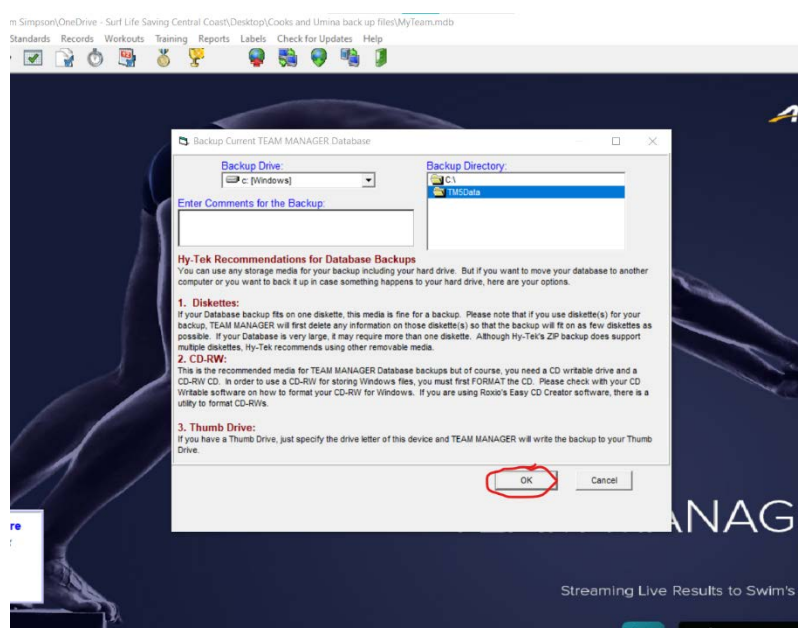
Check Team at the top, Change Event Filter to Individual and Relays and click create Report.

- You can also filter the report based on Name and Age (bottom right)
- Reports are useful to check you have entered all competitors in before exporting.

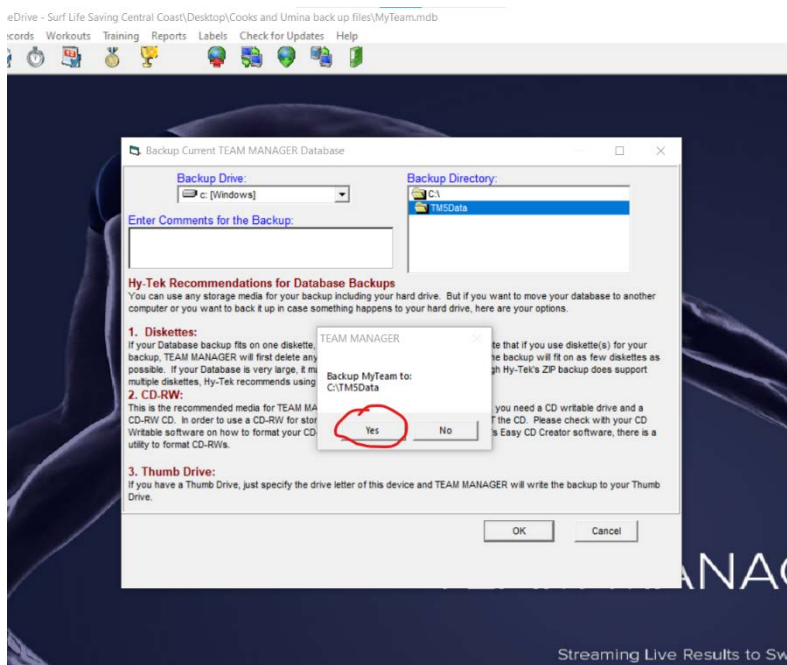
9. Back up file



Select File, Select Backup

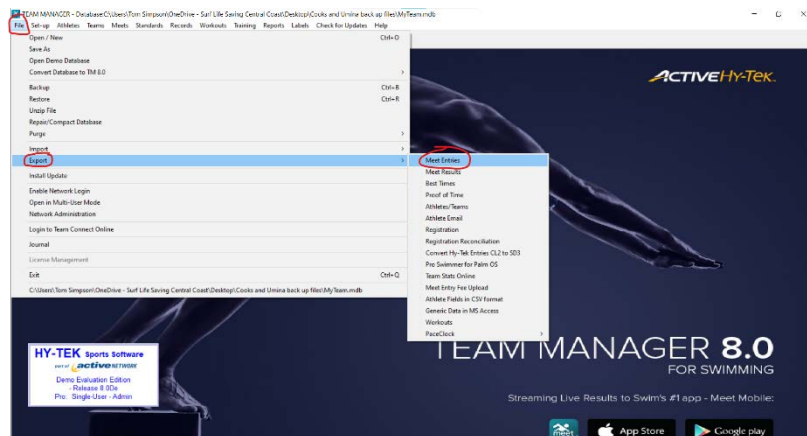


Select folder you want to save to

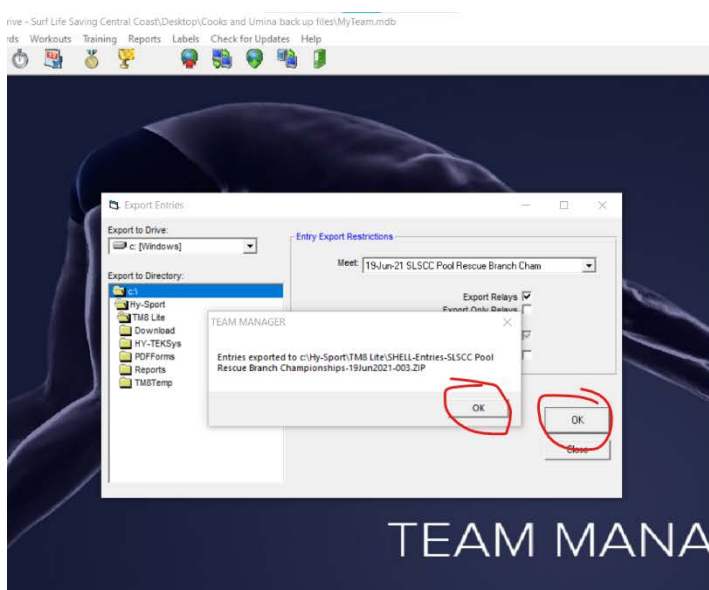


Select Yes

10. Export entry file to computer



click File, Export , Meet Entries



Click OK and OK

11. Upload entry file to submission Jotform Link: [Entry Upload Link](#)
12. File will be located in your chosen saved location – example below.

